

C O M M S

&

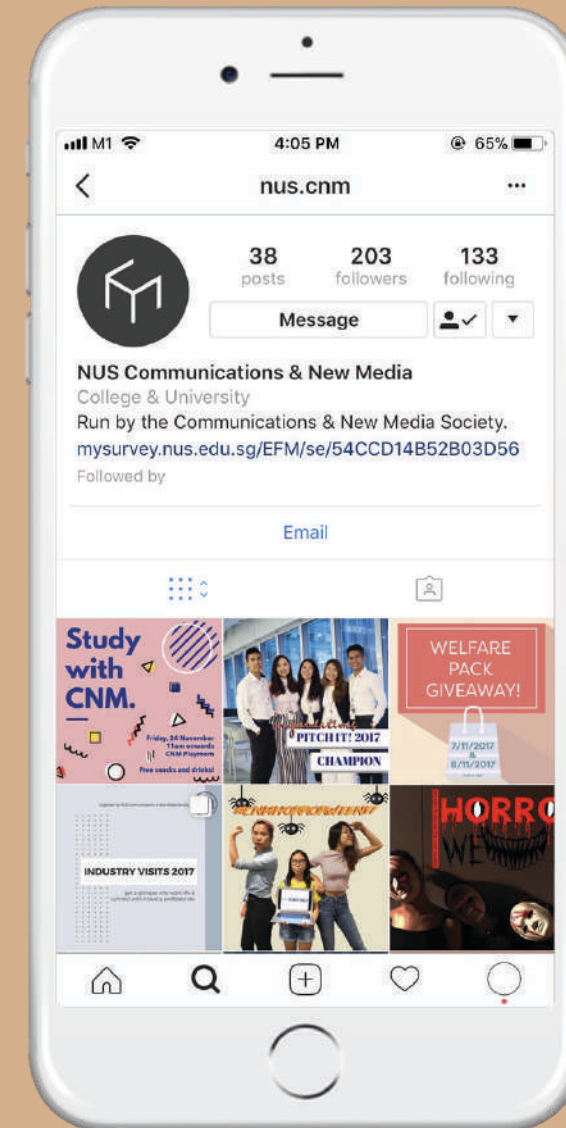
N E W M E D I A

**A/Y 2017
Edition 1.**

Content.

CNM Happenings	
CNM Team Emerges Champion for Pitch It! 2017	
CNM takes the Red Carpet: Crazy Horse Paris	
Celebrating Halloween CNM-style	
With Love, CNM Society	
Slaying your Finals	
Beat the Stress and Treat Yo-self	
4 Note-Taking Apps Every Artsy/OCD CNM	
Student Should Use	
What to do during the Winter Break	
What to Eat at The Deck.....	
Places/Food in NUS you may have Overlooked	
during your Daily Hustle.....	

Connect with us.



Instagram & Facebook
@nus.cnm



CNM Team Emerges Champion for Pitch It 2017.

by Deanne Galicia



A team consisting of Communications and New Media (CNM) students have emerged as the champion for Pitch It! 2017 after the grand finals held on November 10.

Pitch It! 2017 is a tertiary-wide marketing competition organized by the CNM Society. This year, Pitch It! was organized in collaboration with Visa Inc and BBDO.

The participating teams put together an integrated marketing campaign to address a challenge posed by Visa Inc.

After an elimination round, Visa Inc chose the top five teams who were then mentored by BBDO to refine their pitches.

The challenge posed by VISA was - "What can VISA do to shift brand perception from a credit card company to an innovative digital payment company amongst the Millennials?"

In their campaign, the teams had to feature a wearable that showcases Visa Inc's innovative digital payment capabilities.

The Winning Pitch

The winning pitch was a campaign titled #IAMVISA which aims to show how Visa can be a part of millennial's lifestyle. Their campaign was inspired by Calvin Klein's 2016 Fall #mycalvins campaign.

#IAMVISA features a playful take on VISA with each letter taking on a personality type - V for Versatile, I for Intellectual, S for Simplistic and A for Adventurous.

Phase One is a social media campaign featuring the different personality types to introduce #IAMVISA and act as a pretext for the next phase of the campaign.

Phase Two is a festival inspired by Art Box where attendees can pay using a temporary tattoo embedded with a VISA chip that flaunts VISA Inc's digital payment innovation.

The festival will be held across two weekends with each day featuring one personality type. Each personality type will be tied to a charity organisations and 10% of proceeds from the festival will be donated to these organisations.

Phase Three incorporates the different personality type into VISA cards with each card featuring a personality type.

The panel of judges consisting of personnel from CNM, VISA Inc and BBDO, unanimously chose the winning pitch. The judges were impressed with the cohesiveness of the winning team's multi-pronged approach, backed by insightful research.

The Champions

The winning team consists of Cory Cheang Yi Jun, Pang Hui Ping, Taylor Chia Shi-Yen, Isabelle Anastasia Tan Yinn Lyn and Alvarez Brielle Clavel. All of whom are in their second year.

"The greatest difficulty we faced was juggling between school work and the competition," said Cheang.

The champions walked away with an iPad mini 4 each.



**The winners of Pitch It 2017
with the panel of judges
from CNM, Visa Inc
and BBDO Singapore.**

The Organizers

Behind the success of Pitch It! 2017 is the CNM Society. Led by Jasmine Chong and Deanne Galicia, Pitch It! was the biggest project for the society.

The organizers faced setbacks initially with difficulty in securing partnerships with organisations. The partnership with Visa Inc was eventually secured with the help of an alumni.

"The competition was a year in the making. It was a huge undertaking! We reached out to many organisations and faced a lot of rejection. The real work hit us when we finally secured a partner client. From doing school visits to managing communications with all parties involved. We spent countless hours planning everything to the last detail. In the end, it was all worth it because we truly believe Pitch It! is an incredible learning experience. Even [the planning committee] learnt a lot about marketing!" said Chong.

Pitch It! 2018 is under way and the planning has already begun. For the next edition, the CNM Society is looking to tap into the Institute of Public Relations Singapore and CNM's Industry Advisory Council to find a partner client.

More about Pitch It! 2017

Pitch It! 2017 is the third edition of the competition. Past clients include SPH and Mediacorp.

This year, students from National University of Singapore, Nanyang Technological University, Singapore Management University, Singapore University of Social Sciences, Temasek Polytechnic, Singapore Polytechnic, Nanyang Polytechnic and General Assembly participated in the competition. There were 23 teams and a total of 107 participants.

CNM takes the **Red** Carpet: Crazy Horse Paris.

by Sandy Oh



Forever Crazy by Crazy Horse Paris was an eye-opening, thought-provoking and goose-bump-inducing experience indeed. CNM Society was sent to the Red Carpet as the media crew- to interview, take pictures, and of course, enjoy the show. A cabaret dedicated to celebrating women in an innovative, charming and entertaining way, Forever Crazy by Crazy Horse Paris is centred portraying femininity in a sophisticated manner. Despite the peek-a-boo outfits, the show managed to display a fine balance between seduction and art. The use of mirrors, strobe lighting, elaborate costumes and shadows is what makes it difficult to even tell where the body starts or ends- the mirrors reflecting the fluid movement of the female dancers portray women in an elegant manner. We certainly enjoyed our first Red Carpet event!



In an attempt to get into the Halloween spirit in FASS, CNM Society celebrated Halloween the best way we knew how- a free photobooth, free props and of course- free instax shots! We all need a little fun, themed dress-up every now then (or really, just an excuse to put together an outfit we could otherwise never justify or be caught dead wearing). Our favourite outfit was definitely the coordinated Baewatch girls! We hope you guys enjoyed the little photobooth and felt the Halloween spirit along the walkways of FASS!

Celebrating Halloween the CNM way.

by Yushan Tiong

With love, CNM Society.

by Jae Chia

The CNM Society's biannual welfare pack giveaway was held on the 7th and 8th of this month. The welfare pack, exclusively for CNM majors, was packed full of goodies to help us tide through the wave of submissions, presentations and project deadlines.

The welfare pack featured a variety of snacks and candies and three different beverages - to accompany us through our late night mugging sessions. Besides consumables, the brown paper bag also contained a myriad of vouchers to cater to various aspects of our everyday lives. Looking to go on a post-finals binge or simply just take a day off? Vouchers for prominent Korean BBQ restaurants I'm Kim, I'm Kim Junior and Goro Goro will allow you to do just that without burning a huge hole in your pocket. Indulge in some retail therapy from the comfort of the Central Library with vouchers for Fave and clothing label MGP Label. A notebook from the Japanese brand Muji was also included, for those who love doing notes or simply just doodling. The star of the welfare packs, however, were definitely the CNM stickers customised specially for all you CNM students!

Do not fret if you missed out on the welfare pack giveaway next semester! Just look out for our Instagram posts or join our Telegram channel to receive first dibs on a bigger and better welfare pack next semester!

*Psssst, Klook has offered CNM students \$5 off with the use of the discount code **cnm5**, so even if you missed out on the welfare pack, you can still make use of this code to offset some of your holiday spending!*



Slaying your finals.

by Cheryl Wan

Plan, plan, plan!

Finals in less than a month?
Way too many deadlines?

Make good use of the amount of time left by fitting in sufficient time for revision. Another tip is to focus on the papers with a higher percentage, but that does not mean you should neglect the ones with a smaller percentage!

Know the format of your exam.

Are your papers based on MCQs, structured questions or essays? Are they open-book or closed-book?

You can either check with your seniors, Professors or check out the past year exam papers at CLB!

Be sure to download your exam papers via Exemplify if you are sitting for an e-exam!

Study with friends.

Too much content to study? Too little motivation?
Grab a few friends and form a study group together to motivate each other to keep going!

Venues in NUS where you can book for your study groups:

Central Library - Discussion/-Meeting Rooms (Level 6)
<https://aces.nus.edu.sg/fbs/HomeServlet>

Education Resource Centre
<https://utownfbs.nus.edu.sg/utown/apptop.aspx>

Where and when?

Not sure where and when your examination is? Fret not!

Check them at this site-
<https://myaces.nus.edu.sg/examtt/>

Remember to check your examination schedule in advance and note it down somewhere visible!



Beat the stress and treat yo-self. Here are some places you can visit to let loose.

by Sherilyn Yeo

Wanna visit a museum but don't want to travel down to SAM or National Gallery of Singapore? Don't worry because we got you covered. With over 8,000 artefacts on display in the NUS Museum, you're in for a treat – Collections ranging Lee Kong Chian, with a wide representation of Chinese materials from ancient to contemporary art to South and Southeast Asian collection that originated from University of Malaya Art Museum back in 1950s! P.S: for free entry, remember to bring your matriculation card along.

Opening Hours:
Monday - Saturday 10AM - 6PM
(Mondays are by appointments only)
How to get there:
Internal shuttle bus A2, B2, C, D1 & D2



Appreciate art.

Go for a dip.

Other than the famous uTown pool at level 3 of Stephen Riady Centre, our new \$33.2 million University Sports Centre has just recently opened! With 2 Olympic-sized swimming pools, you don't have to worry about not having enough swimming room to yourself! If it rains, fret not – one of the pools is actually indoor!

Opening hours:
Monday - Friday 8AM - 8:45PM
Saturdays, Sundays & PH 9AM - 6:15PM

Take a walk at Lovers' Park.

Located in between of 3 different faculties (FASS, Faculty of Computing & Faculty of Business) and parked conveniently right outside Central Library, you can enjoy the flora and fauna while enjoying the lovely breeze at Lover's Park !




Stretch it out at Town Green.

Body aching from the long hours of sitting around (or simply zoning out from studying)? Grab some of your friends and head to uTown for a quick game of ultimate frisbee or catching!

Opening hours:
24 hours (if playing frisbee in the dark is your thing)

After a long and arduous day of staring at your books (and your multiple readings oh no), reserve 10 minutes daily to appreciate the lovely warm golden hour. Other than being the prettiest and most minimalistic building in FASS, AS8 offers one of the best view spots in NUS to admire the beautiful sunset.

Opening hours:
Only on days with sunny and clear skies & for only a limited time each day



Admire

the sunset.

4 note-taking apps every artsy/OCD CNM student should use.

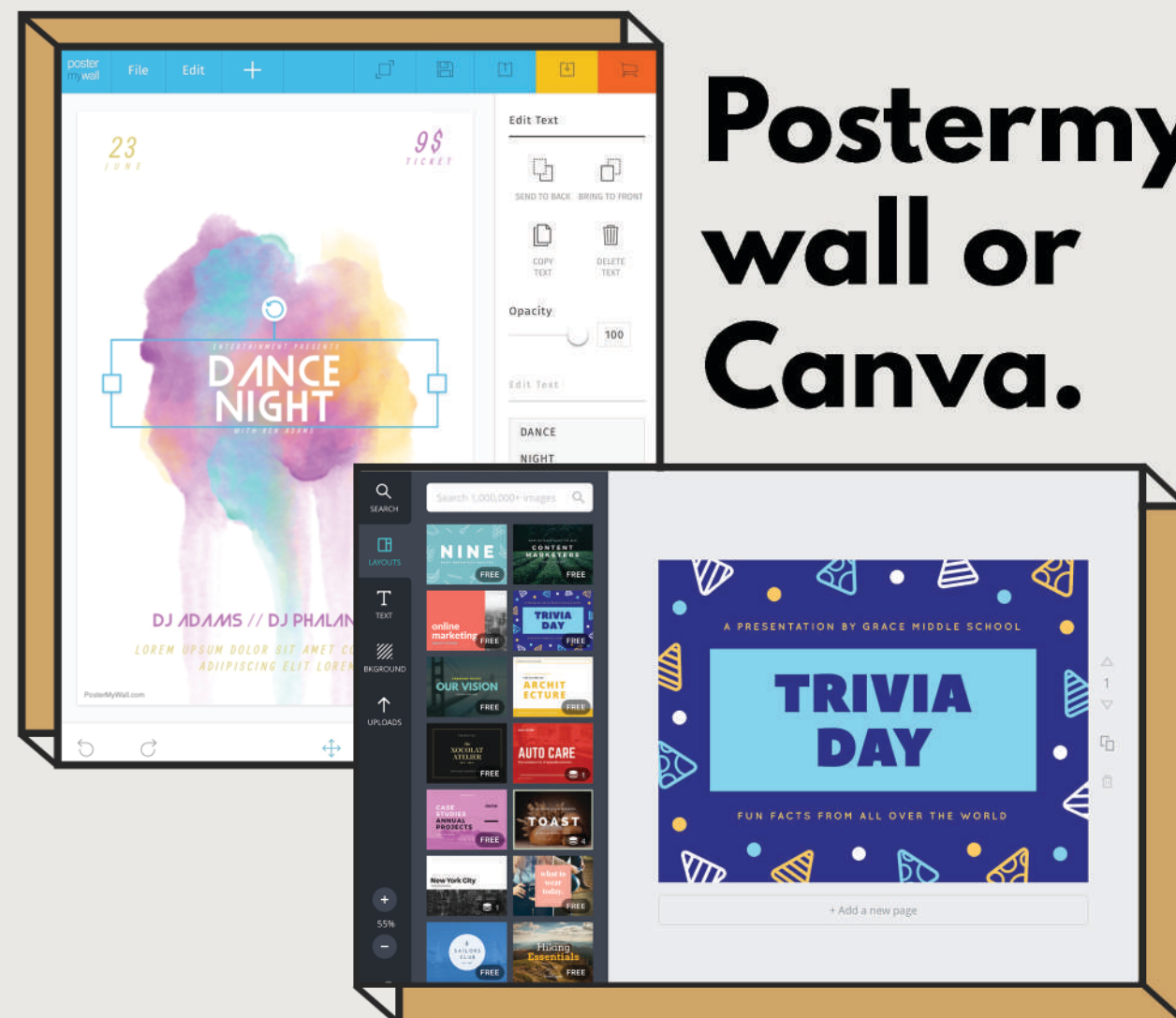
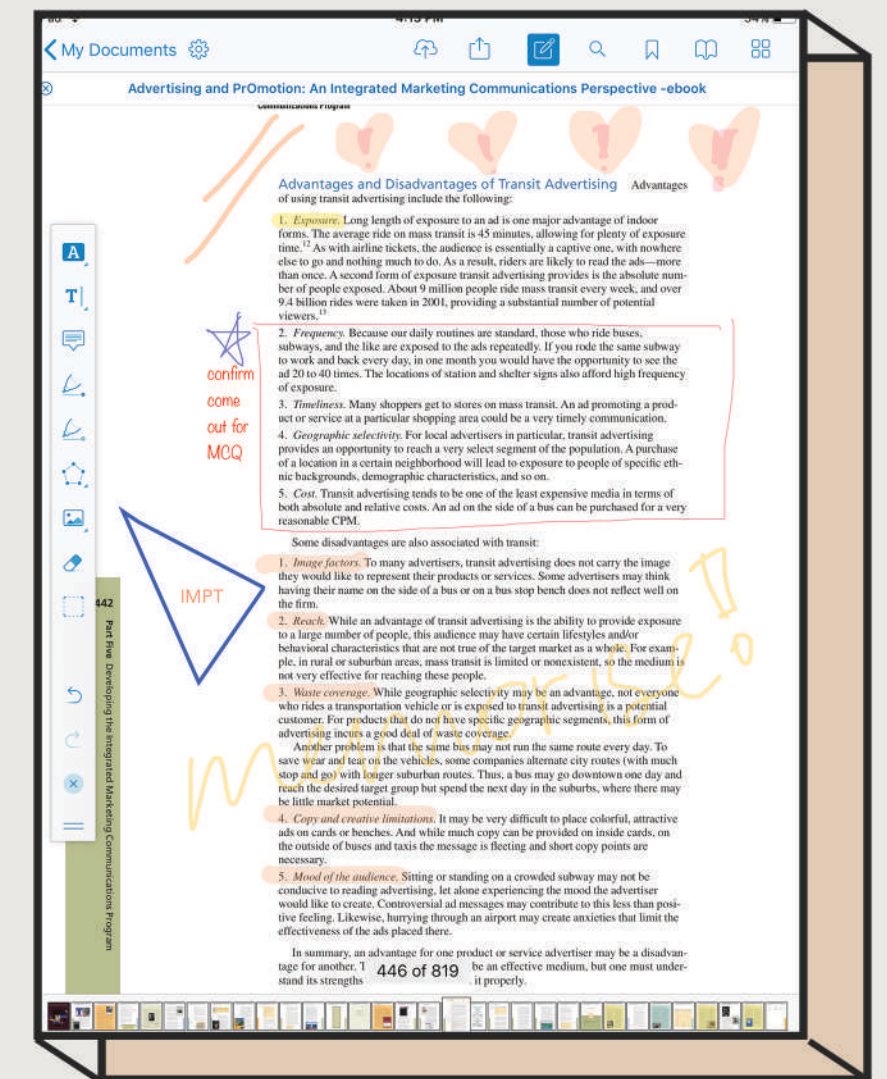
by Swee

We all have ways we learn best, be it by pen&paper, typing, voice recording lectures, doodling and turning notes into Starry Night 2.0... Whether you're a traditional note-taker, doodler or OCD organiser, here are 4 notetaking/design apps that will make your CNM study pursuits a lot less painful and a lot more fun/colourful/organised/productive. Or at the very least, stop you from losing all your notes.

PDF Viewer. (for editing PDFs- highlight, scribble notes and draw!)

What is school without IVLE-downloaded readings and textbooks? If you're someone who likes to scribble on your notes, PDF Viewer can make the experience so much easier- and more artsy too.

Its functions include a font colour wheel that lets you adjust the colour, opacity and thickness of your pen/highlighter, shapes, lines, text boxes, image pasting etc. You can also have an overview of all pages in List view, and Bookmark important pages. Laborious and boring reading begone!



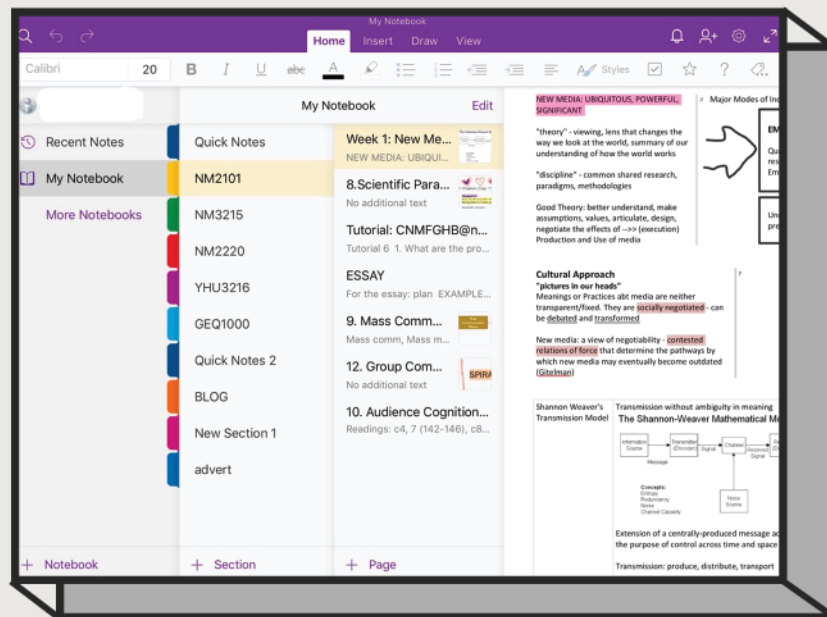
Postermy wall or Canva.

Postermywall and Canva are two great apps for presentation/graphic making if you aren't required to make your own from scratch. They have a huge variety of free presets which you can download, edit, and customise to your content needs.

(The problem arises when you can't find a style you like, or if you want to (but can't) load your own image as background.) Otherwise, these are the perfect free-and-easy apps for amateur graphic makers.


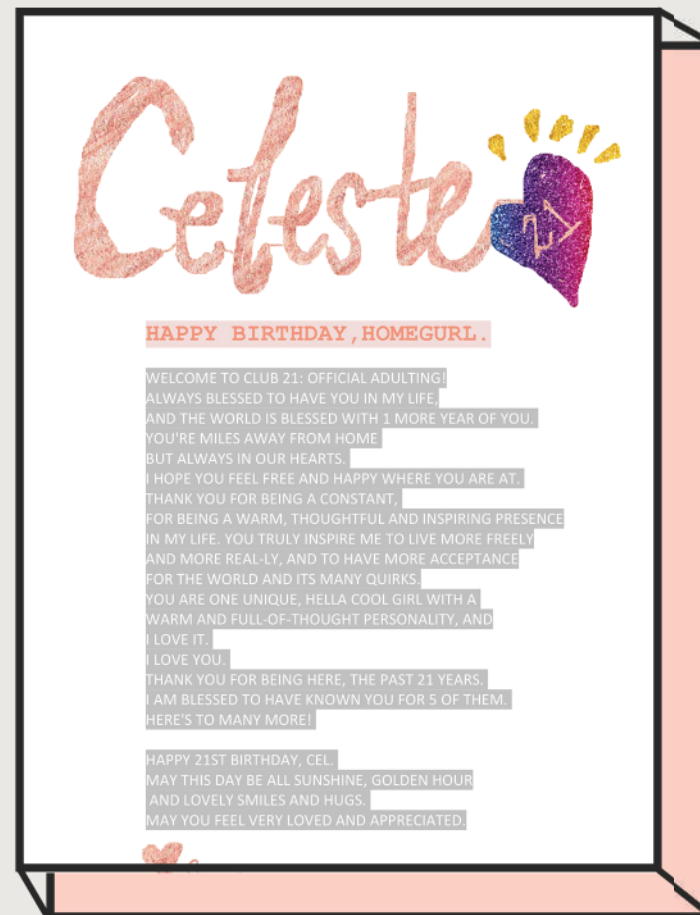
One Note.

(for notetaking, organising, font designing- and even birthday card making!)




OneNote is basically an online notebook - but better. With organising functions that let you categorise your notes into subjects, pages and chapters, and a wide variety of pens, fonts, brushes, highlighter and pen colours that far exceed the Co-op's selection, notetaking will be a breeze.

For more creative pursuits like one-off font designing, craft like encouragement notes and even birthday cards, make use of the variety of fonts and brush colours, and draw to your heart's delight!



Forget GDocs, notetaking doesn't have to run vertically. You can write in text boxes, then MOVE them up horizontally - or anywhere you want them. There are no margins or borders in One Note, so if you prefer seeing things side by side, close together, or just all over the place, this is your app. You can add images in, copy-paste diagrams from lecture notes, or draw your own models too.

1. 2. 3.



Pics Art.

(for projects - create posters and infographics out of pictures)

What I learned from Instagram: this photo editing app isn't just an app you use to free crop your phantom friend into group pictures, or resize pictures and lay them atop "millennial pink" backgrounds - it's so much more than its Instagrammable functions.

Call it an idiot-proof Photoshop for people without an Adobe subscription - Pics Art lets you do similar functions on an even more accessible platform: your smartphone.

Noteworthy Features: Free crop, Shape Crop, Lasso, Duplicate, Drag to Move, Resize, Colour Backgrounds, Add Photo (onto a background/another photo), Overlap/Overlay effects, Text and Font style, size, colour

Wondering What To Do During The Winter Break?

Here Are Some Attractions To Spice Up The Jolly Holiday Season!

By: Faye Loy and Kelsea

Semester one is drawing to a close and our well-deserved winter break is fast approaching! This coming holiday, many new attractions and activities await your visit - no more staying cooped up in the Central Library all day! Here are our top picks:



Source: Singapore Art & Gallery Guide

1.

Surviving the Japanese Occupation: War and its Legacies

The exhibition *Surviving the Japanese Occupation: War and its Legacies* was officially opened at the Former Ford Factory. This exhibition showcases events and details of the events leading up to the surrender, the plight and experiences of the people during the Japanese occupation and the legacies of war as well as the lasting impact on the people of Singapore. This thought provoking and relevant exhibition is a must visit for history buffs and those seeking to deepen their understanding on Singapore's heritage.

Former Ford Factory
351 Upper Bukit Timah Road
Singapore 588192



Source: Maurizio Nannucci

<2.

Art Exhibition - Cinerama: Art and the Moving Image in Southeast Asia

Cinerama, a combination of the words Cinema and Drama, features the evolution of film and drama over the years. Presented through animations, short films, interactive videos and mixed-media, Cinerama explores collective memory, personal and social identity, politics and the individual through moving image.

Singapore Art Museum at 8Q,
17 Nov 2017 - 18 Mar 2018,
8 Queen St, Singapore 188535,
p. 6589 9550

<3.

Parkview Museum Singapore

For the art appreciators and lovers, the newly opened Parkview Museum Singapore is a private museum that host exhibitions with an emphasis on contemporary art. Its exhibitions alternate between solo shows and thematic exhibitions. Its current exhibition, *The Artist's Voice*, features the works of 34 contemporary artists, and focuses on the use of contemporary art to channel messages.

Parkview Museum Singapore
600 North Bridge Road,
Parkview Square,
Level 3 Singapore 188778

v

4.

Cultural Spaces - DECK

"DECK", other than knowing it as the "FASS canteen", let's bring you a new meaning to it. Stacked with 19 shipping containers, it is packed with galleries, scores of photobooks and top nosh cafes where you can indulge in the hipster lifestyle.

"DECK" is in fact an acronym that sums up the gallery's parts: "Discovery" is about how photography transcends time and space; "Engagement" refers to sparking conversation in visitors; "Community" suggests bringing people together; and "Knowledge" conveys information.

120A Prinsep Street, Singapore 187937
Tue-Sat noon-7pm; Sun noon-5pm.



Source: Gardens by the Bay

6.

Singapore Botanic Gardens: Learning Forest

An extension in the Botanic Gardens named Learning Forest located in the Tyerall area includes a freshwater swamp, more wildlife inhabitations and enhancement of the biodiversity in this area. A scenic place for nature lovers as well as a new photographic place to take photos. Another place for nature and trekking lovers is Windsor Nature park. The newly opened Windsor Park has three trails for visitors to explore. Attractions within this park includes a walk through fauna under the canopy and a treetop level along the Drongo Trail's sub-canopy walk.

Singapore Botanic Gardens
753 Tyersall Ave, 257700



^ 5.

Christmas Wonderland @ Gardens By The Bay

Christmas Wonderland is Singapore's biggest yuletide fair. It is a repertoire of new surprises is in store for a festive treat for everyone. From a Festive Christmas Market to photos with Santa, Christmas Wonderland would bring a multitude of memories for you and your friends!

Celebrate Christmas at GBTB from 1st to 26th December 2017 to indulge in the festivity!

Gardens by the Bay,
18 Marina Gardens Drive,
Singapore 018953

With a plethora of attractions catered for people with varied interests, there will definitely be an activity waiting for you to partake in this holiday. So pick up that camera of yours and head out to these events for some stunning photos to bless your Instagram feed with!

What to eat at The Deck.

by Chloe Chew

1

YONG TAU FOO & LAKSA

Having won the Yummiest Food Outlet (Canteen Category), Best Service Star (Canteen Category) and Healthiest Food Outlet Awards in 2015, it's no surprise that this stall popular among seniors, freshmen and staff.

Although the ingredients may be standard, the star of the show is definitely still their Laksa Gravy, which is what most people head down for. However if you want something lighter, their regular soup base is pretty refreshing too.

With prices beginning from as low as \$2.20, it's no surprise why queues snake so long during lunchtime. In our opinion, this stall is absolutely worth the wait, and definitely getting the most out of your buck! Head down early though, most of the popular ingredients sell out pretty early in the day!

2

CHICKEN RICE

If a quick takeout option is all you need, the chicken rice stall makes a convenient choice. Each plate of chicken rice comes with a fragrant plate of rice, a decent serving of chicken and soup on the side. If the portion is too little, it doesn't cost much to top up extra meat!

A standard box of roasted breast meat with rice costs \$2.30, however if you're looking to add on some roasted pork and egg, it's still pretty affordable at \$3.

3

JAPANESE STALL

The Japanese stall sells a variety of dishes, having the option of both rice and noodles. The best part of the Japanese stall is definitely how big the portions can get! The Oyako Don has quite a big serving of rice, and a generous helping of egg and chicken. If you're looking for a soupy option on a rainy day, give their udon and soba a try too.

Dishes are priced from \$3.50 onwards, and you can be sure you're getting enough ingredients for what you're paying for.

4

SNACKS, FRIED BEE HOON STALL

If you need a quick bite in between lessons, or want something small to munch on during class, this is the stall for you! The stall sells all sorts of fried food, most famously known for their popcorn chicken and seaweed chicken. If you need a little more substantial food, grab a waffle for just \$0.80!

The Deck stalls offer a much more affordable lunch option, especially since we're already blowing so much money on textbooks and other university shenanigans. Be sure to try out

Places/Food in NUS you may have over- looked during your *daily hustle*

by Karin Lew and See Rei Yen

When you think about what NUS has to offer within its compounds, it's almost always the same few places—after all, you're here at least twice a week, and you should have already seen and tried everything.....or have you?

These days, it's pretty hard to find a chill spot in school, or a satisfying meal that you haven't already eaten before. Well, fret not. With the semester ending, the CNM committee brings to you the best underrated places and food in NUS for you to try before school's out.

The next time you're studying in school and feeling overwhelmed or bored of the same old places and food, take a chance and try out these places. All we can say is that you definitely will not regret it.

Reedz @ NUS Shaw Foundation Alumni House

Long before the Spread at Biz school opened, there was Reedz, which drew long queues and raved reviews over its savory mains. Now, to our delight, we hear that Reedz has just opened their new outlet right next to Biz and Deck at the NUS Shaw Foundation Alumni Guild House.

Reedz serves mainly café fare ranging from pastas and grilled chicken, to pastries, coffees and muffins. Prices are affordable, ranging from \$4-\$7. Our favorite item on the menu was the Casadias (mainly the Mexican Beef with feta cheese option), as well as their muffins which was moist and delectable with every bite.

The location is also nice and quiet with charging points and a good view, making it quite a conducive place for project meetings and studying.

**Address: 11 Kent Ridge Drive,
NUS Shaw Foundation Alumni House**
Opening hours:
Weekdays: 8am - 9pm
Saturday: 8am - 3pm



Source: Miss Tam Chiak

Liang Ban Kung Fu @ Upperdeck

Mala below \$10 is reason enough for one to pay Liang Ban Kung Fu at the upperdeck a visit, but the affordable price isn't the only bonus—the Mala served by them is also exceptionally shiok and tasty.

For those who are unaware, Mala is a popular Sichuan dish that has taken Singapore by storm. The joy of eating it comes from its shiok-esque spiciness that keeps you wanting more, and the ingredients are entirely up to your choice.

The mala stall at upperdeck offers a wide selection of meat, seafood, vegetables and noodles and its spicy level comes in 3 forms: small, medium and high. For those who are afraid of spiciness, the "small" choice is a good start with a tolerable spice level that still lets you enjoy the mala.

We recommend choosing the fish for its tenderness, enoki and oyster mushrooms for its all-round goodness, and lotus roots for that extra crunch. This meal will not only be wallet-friendly, but a filling and satisfying one at that.

Address: 2nd level of The Deck
Opening hours:
Weekdays: 9am - 7pm
Saturday: 9am - 2pm

Butter My Buns @ Utown

If you are a sucker for American styled breakfast spreads, be sure to check out Butter my Buns, located at NUS, Utown. Started by the owner of The Tiramisu Hero team, you can be assured of the quality of the food they serve. They offer a selection of savoury items you can pick to fill your brunch plate. Each topping range between \$1.50 to \$6, making it realistic to cap your meal below \$10. The ingredients are pretty standard, but they do have waffle hash, which is quite an interesting twist to the usual hash brown.

Some appreciation has to be shown towards their soft-serve ice cream. Priced at \$3, it is worth every penny. It is smooth and creamy with just the right level of milky-ness, paired in perfect harmony with their fragrant waffles - the perfect perk me up in between lectures and tutorials. But don't take my word for it, and head down now to experience for yourself!

**Address: 2 College Avenue West
Stephen Riady Centre #01-07
University Town National University,
Singapore 138607
(Within Book Haven)
Website: <https://buttermybuns.sg>**



Source: Platypus Restaurants

Platypus Food Bar

Another pocket friendly café, would be the Platypus Food Bar tucked within the Faculty of Science, S16. If you are ever at a lost for what cuisine you are craving for, fret not, this place got you covered. With their extensive menu serving up food from Indian to Japanese cuisine as well as a healthy salad bar, I'm sure any craving would be satisfied. Most of their meals are capped below \$10, quite worthy for café standard food.

A must try at Platypus food bar, would have to be the drinks store by The Thirsty Guys. They are an American style bubble tea shop (termed Boba) and they serve up an innovative menu of drinks. They also claim to use only 100% natural ingredients. Their drinks come at a fixed priced at \$2.90 for large and \$3.50 for huge and \$0.60 for balls. Some of their most interesting drinks include, Cookie Butter Batter, Red Velvet Latte and Sea Salt Butterscotch. They also serve up the usual crowd favourite of Uji Matcha Latte as well as Classic Milk Tea.

**Address:
E2A Faculty of Engineering
S16 Faculty of Science
National University of Singapore
Website:
<https://platypusrestaurants.com>**

Ventus

After a long and draining day of lessons or studying, all you can think about is to unwind and relax. But amidst the time you have to the next lesson and the seemingly short period you have till finals, where do you find the time and place to do so?

Many students do not know about the existence of this haven known as Ventus. It is a relatively quiet and unbelievably aesthetic place that is perfect for when you are looking to avoid the crowd and just chill.

There is a café by the side serving coffee and pastries, and tables and chairs so you can actually do your work here, albeit aircon-less. Despite so, Ventus is surrounded by plants and foliage such that it is cooling enough with a good amount of light filtering in. If one is even up for it, the place also makes a good background for ootds ;)

**Address: Ventus, 8 Kent Ridge Dr,
Singapore 119246
Opening hours:
Weekdays: 7.30am - 6.30pm**



Source: Residential Life

The Coffee Roaster @ AS8

Follow the scent of freshly brewed coffee wafting through the new AS8 building in Arts and you'll find yourself at The Coffee Roaster. Run astonishingly, by an NUS student himself and his mother, the coffee joint is the result of their passion for good coffee.

True to their word, their coffee has led to a steady stream of NUS students and staff going in and out of their shop every day. While The Coffee Roaster offers quite the selection of drinks, the Iced Mocha and Caramel Macchiato is one of the more standout options (if you like your coffee to be on the sweeter side), otherwise, the standard latte will never go wrong.

Prices are also at a very affordable range with their most expensive drink only at \$4.30. Besides selling coffee, the shop also sells a selection of pastries, muffins and sandwiches. If you are looking for a little perk-me-up in the day, feel free to get yourself a coffee and settle in one of the many seats available in the joint.

**Address: The Coffee Roaster, AS8,
10 Kent Ridge Crescent, #01-02
Opening hours:
Weekdays: 7.30am - 6.30pm
Saturday: 9am - 5pm**



Source: Daniel Food Diary

Yong Tau Foo @ Utown Foodclique

You've heard of Deck's famous Yong Tau Foo, but have you heard of Utown's? That's right, this unassuming stall located in Foodclique impressed us so much that it might just seem like the better Yong Tau Foo to queue for...

In terms of variety, Utown's Yong Tau Foo stall offers a lot more choices than Deck's. There are options such as cheese tofu, enoki mushrooms, pork dumplings, corn, and many more that will leave you deliberating over which to choose for their minimum amount of 6 items. This alone, is a plus point over the relatively little choices we have over at Deck side.

Soup and noodle wise, the Utown stall offers the similar choice of Dry, Soup or Laksa. However, their variety of noodle is slightly more extensive than Deck's, with choices like Guo tiao mian or Mee Sua as well. If you like changing up your options a little once in a while, you will certainly enjoy this benefit here.

The defining factor for us, however, is the fact that Utown's Yong Tau Foo bothers to fry your ingredients on the side so that it doesn't get thrown into the soup and become a soggy mess. The seaweed chicken and cheese tofu we ordered was served in a separate bowl from our soup noodles and was crispy to the bite. This is something we never see over at Deck's Yong tau foo stall despite it being so popular.

If these are not enough to appeal to you, did we also mention that a bowl will only cost a total of \$3.50? Next time you're in Utown, make sure to give foodclique's Yong Tau Foo stall a try—we'll leave you to decide for yourself which is the better one ;)

**Address: Foodclique,
2 College Avenue West,
Stephen Riady Centre University Town**
**Opening hours: Weekdays/Weekend:
7.30am - 9.30pm**



Rooftop @ Education Resource Centre

Study spots are not all that the Education Resource Centre at Utown has to offer. Above the popular Starbucks, Mac Commons and numerous cubicles is actually a scenic and quiet rooftop that gives you a great view of the sunset.

If you're feeling the stress from studying and finals, the vast area of the rooftop makes for a good place to take a stroll to destress a little. The overall good lighting, greenery, and lack of people also make for it a good place to take photos whether it is a selfie, group photo, or ootd shots.

The next time when you're in Utown and feeling the toll of university education, go ahead and take a look at ERC's rooftop. For all you know, this might be your new favorite spot in school ;) (We would also like to include an honorary mention to Utown's rooftop swimming pool which is worth a try as well! The scenic and quiet atmosphere makes it another good place to unwind a little.)

**Address: 8 College Ave West, Level 3,
Education Resource Centre**
Opening hours: 24/7

all the
best for
finals!
xoxo



NUS Communications & New Media Society